

APPLICATIONS

- ✧ Cell Phone CCD Camera Lines.
- ✧ Color LCD Protection.
- ✧ Clamshell Cell Phones.

IEC COMPATIBILITY

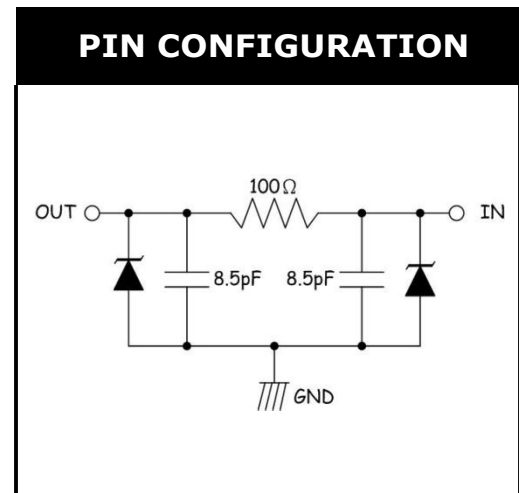
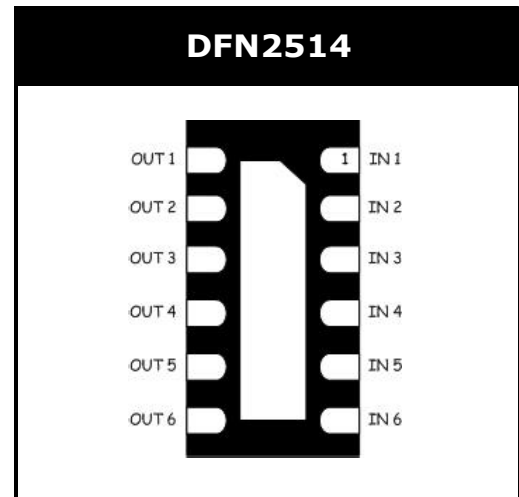
- ✧ IEC61000-4-2 (ESD) $\pm 15\text{kV}$ (air), $\pm 8\text{kV}$ (contact).
- ✧ IEC61000-4-4 (EFT): 40A - 5/50ns.

FEATURES

- ✧ Filter performance: 30dB minimum attenuation 1.8GHz to 2.5GHz.
- ✧ Bidirectional EMI/RFI filter with integrated TVS for ESD protection.
- ✧ TVS working voltage: 5V.
- ✧ Resistor: $100\Omega \pm 20\%$.
- ✧ Typical Capacitance: 20pF (VR = 0V).
- ✧ Protection and filtering for six lines.
- ✧ Solid-state technology.
- ✧ RoHS Compliant.

MECHANICAL CHARACTERISTICS

- ✧ Nominal Dimensions: 2.5 x 1.35 x 0.50 mm.
- ✧ Molding Compound Flammability Rating : UL 94V-O.
- ✧ Quantity Per Reel : 3,000pcs.
- ✧ Reel Size : 7 inch.
- ✧ Lead Finish : Lead Free.

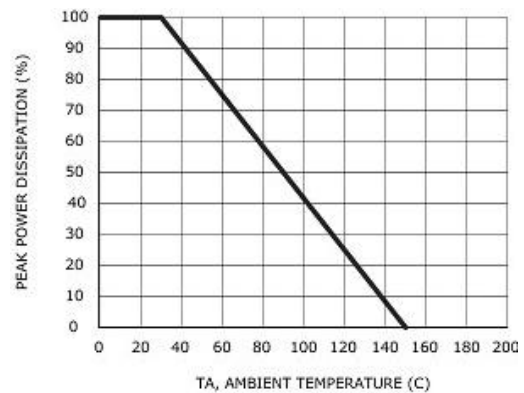
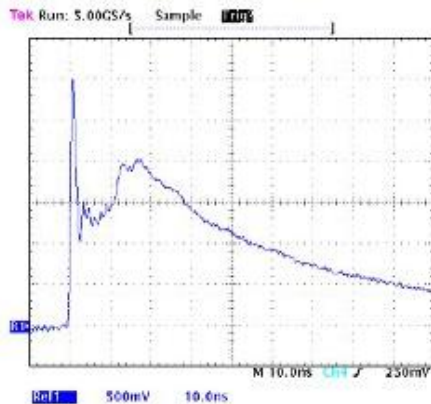


DEVICE CHARACTERISTICS
MAXIMUM RATINGS (@ 25°C Unless Otherwise Specified)

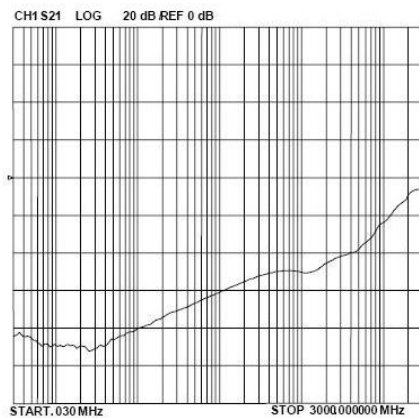
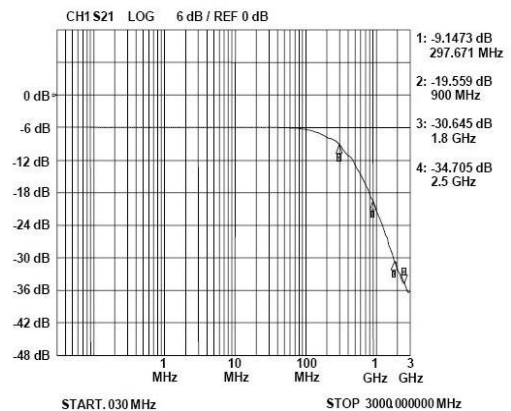
PARAMETER	SYMBOL	VALUE	UNITS
Lead Soldering Temperature	T_L	260 (10 sec.)	°C
Junction Temperature	T_J	125	°C
Operating Temperature Range	T_{OP}	-40 ~ 85	°C
Storage Temperature Range	T_{STG}	-55 ~ 150	°C

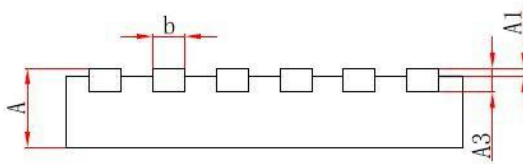
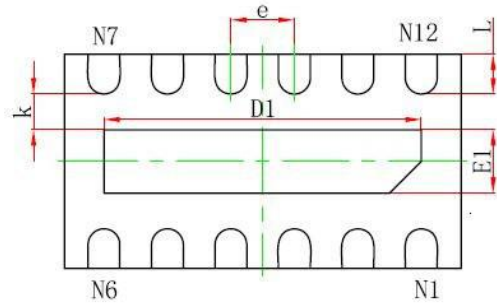
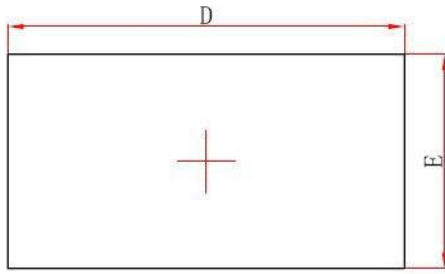
ELECTRICAL CHARACTERISTICS PER LINE (@ 25°C Unless Otherwise Specified)

PART NUMBER	DEVICE MARKING	V_{RWM} (V) (max.)	V_B (V) (min.)	I_R (μ A) (max.)	R (Ω) (Typ.)	F3dB (MHz) (Typ.)	F6dB (MHz) (Typ.)	C_T @0V (pF) (Typ.)	C_T @2.5V (pF) (Typ.)
EM2376K	K36	5	6.0	0.5	100	250	295	12.8	8.5

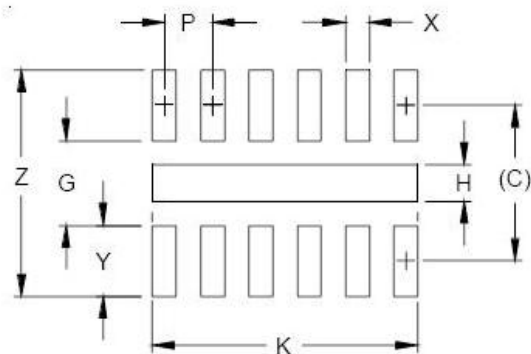


Power Derating Curve

Analog Crosstalk (Each Line)

Typical Insertion Loss S21 (Each Line)


DFN2514 PACKAGE OUTLINE & DIMENSIONS


Symbol	Dimensions In Millimeters		Dimensions In Inches	
	Min.	Max.	Min.	Max.
A	0.450/0.550	0.550/0.650	0.018/0.022	0.022/0.026
A1	0.000	0.050	0.000	0.002
A3	0.150REF.		0.006REF.	
D	2.400	2.600	0.094	0.102
E	1.250	1.450	0.049	0.057
D1	1.900	2.100	0.075	0.083
E1	0.300	0.500	0.012	0.020
k	0.200MIN		0.008MIN	
b	0.150	0.250	0.006	0.010
e	0.400TYP.		0.016TYP.	
L	0.150	0.350	0.006	0.014

*** SOLDERING FOOTPRINT**


DIMENSIONS		
DIM	INCHES	MILLIMETERS
C	(.050)	(1.27)
G	.027	0.69
H	.012	0.30
K	.087	2.20
P	.016	0.40
X	.008	0.20
Y	.023	0.58
Z	.073	1.85

Website: <http://www.jksemi.com>

For additional information, please contact your local Sales Representative.

©Copyright 2016, jksemi